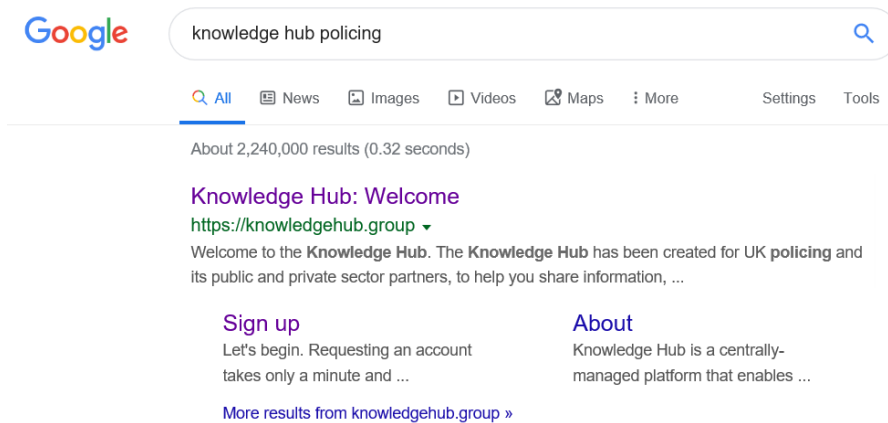
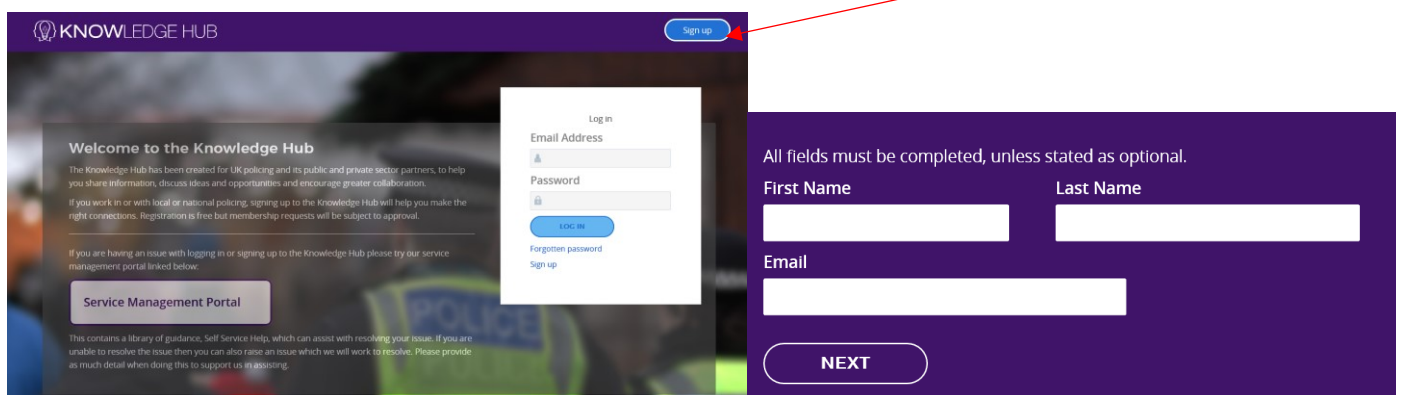


Sign up to Knowledge Hub using the Slavery and Human Trafficking Group as an example

Google as below or type <https://knowledgehub.group/> into address bar



This is the Home page – **if the top bar is green you are not on the correct site** - Click Sign Up



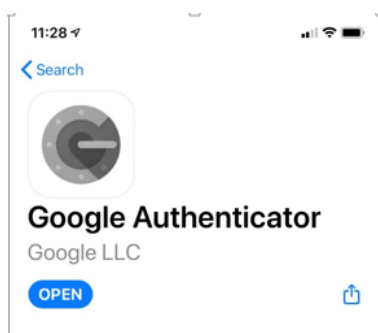
Follow through the process. You will then receive an email welcoming you to Knowledge Hub (KH). Once you have joined KH you can then join the various Groups. There are five types of group:

Open Groups - Anyone on the Knowledge Hub can see and join open groups without the need for approval;

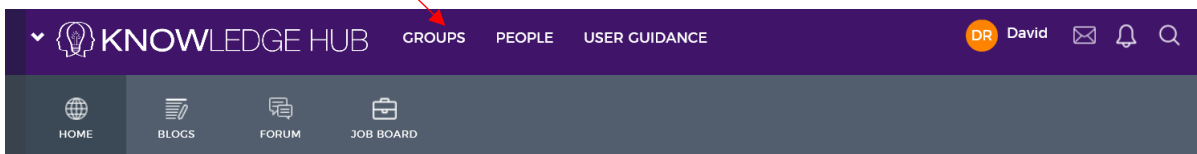
Restricted groups - (Official or Official Sensitive) are 'visible' to other Knowledge Hub members, but only their name and brief description. Knowledge Hub members must apply to become a member of your group, and you have full control over who can join; and

Private groups - (Official or Official Sensitive) aren't even visible to the Knowledge Hub community and the responsibility to invite specific members therefore lies completely with group facilitators. These groups are best suited to limited-membership teams whose information is not appropriate to share with the wider community.

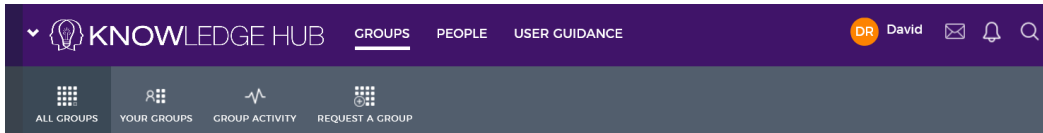
Official Sensitive Groups require Two Factor Authentication (2FA) which can be achieved with the Google Authenticator App being installed on a Mobile Phone or Tablet. Use the Apple App Store or Google Play to download the App – **Note you will use this App at the end of the KH sign described below - when you request joining the Slavery and Trafficking Group of the sign up below.**



To join a group click on the Groups link at the top of the page

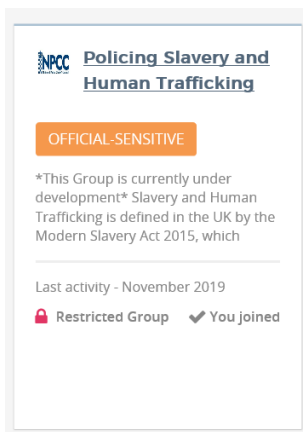


This will be the top of the page – enter **Slavery** into the search field



All Groups

You will be presented with two Groups the one you need to join is “Policing Slavery and Human Trafficking” shown below – it is a Restricted Official Sensitive Group meaning you must request joining and complete the 2FA process. The Group facilitators will receive the request to join and authorise you joining. You will receive an email confirming your membership.



Click the Join button and follow the prompts. You will be required to scan the QR code (only once) that appears as shown below with the Google authenticator App (Click the + on the App) then enter the code that is shown. You will always need a code to access the Slavery and Human Trafficking group.

